

Overview of Public Health in San Antonio and Bexar County

August 19, 2009

METRO HEALTH
SAN ANTONIO'S PUBLIC HEALTH TEAM

Fernando A. Guerra, M.D., M.P.H.
Director of Health
San Antonio Metropolitan Health District



Objectives

- Describe the Public Health System
- Provide an overview of Metro Health
- Outline key health issues in San Antonio and Bexar County

The Public Health System

Public Health vs. Health Care

Public Health

- Population based
- Epidemiological techniques used to determine risk factors
- Intervention strategies target at-risk populations
- Emphasis on prevention (cost effective)
- Preparedness & response
- Social Justice
- Proactive

Health Care

- Focused on the individual
- Diagnostic techniques to determine cause of illness
- Treatment provided to individual patient
- Emphasis on finding and curing illness
- Very labor intensive and technology dependent
- Reactive

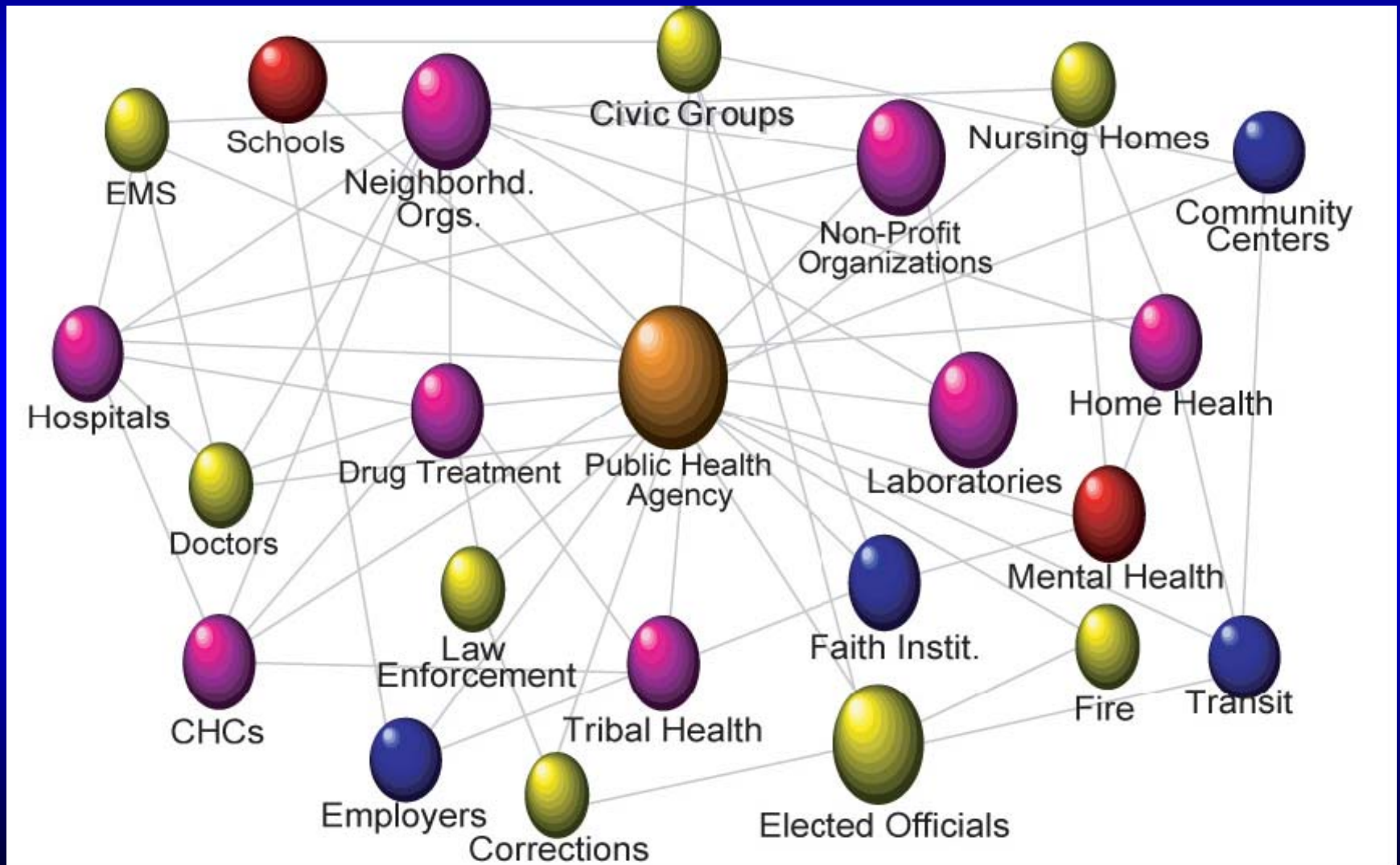
Public Health's Role

- A local health department has a very important role in the community, to apply surveillance, analysis and interventions; to ensure health*
 - Public health approach: define the problem, collect and analyze the data, determine the causes of the problem, take necessary action.*
- Public health uses data to recognize trends, inform allocation of resources, policy, research, response to community questions, development of programs and highlight Health disparities (unnecessary illness, disability or early death.)*
- Advocate for the rights of children.**

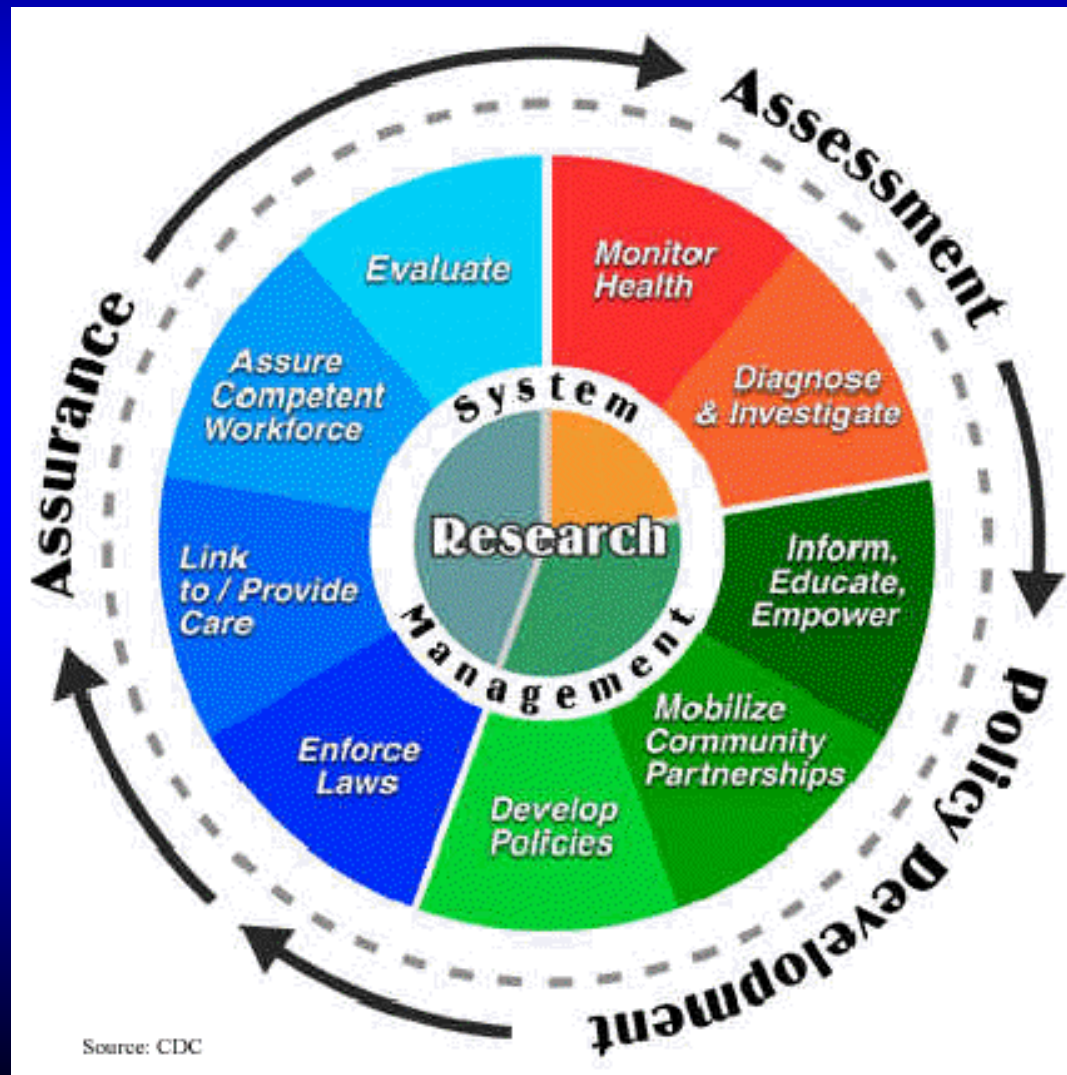
* David Satcher, M.D., Ph.D.

** Jeffrey Goldhagen, MD, MPH

The Public Health System



The Ten Essential Services



Spectrum of Public Health Strategies



Re-integrating Public Health

- Generations ago the public relied on public health to stop the spread of disease, improve sanitation and act as a safety net.**
- This generation needs public health to address social inequities, emergency preparedness, environmental determinates and maintain the success of past generations.**
- Apply public health epidemiology to chronic disease, low educational attainment, unplanned childbearing and social determinates that impact health.
- Public Health Approach: define the problem, collect and analyze the data, determine the causes of the problem, take necessary action.*

* David Satcher, M.D., Ph.D.

** Jeffrey Goldhagen, MD, MPH

The San Antonio Metropolitan Health District

Vision & Mission

Optimal health for our communities
and our environment

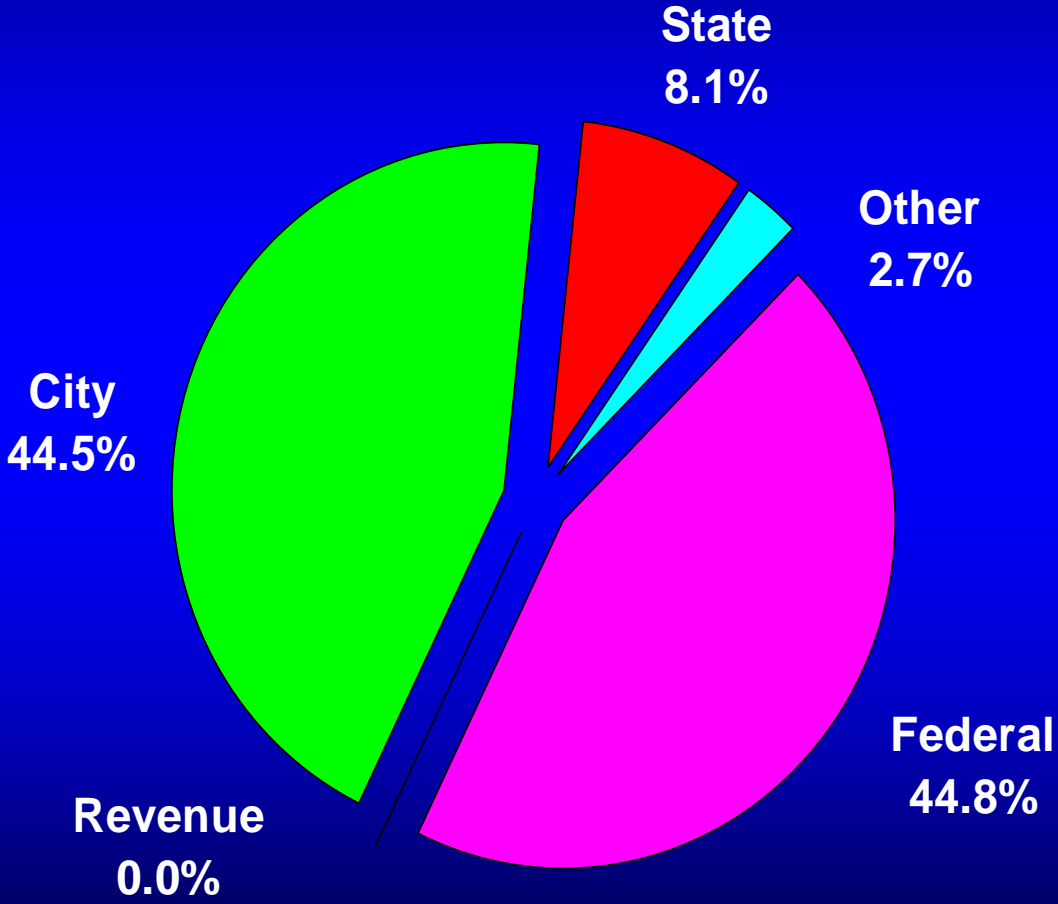
Provide leadership and services for
San Antonio and Bexar County to:

- prevent illness and injury,
- promote healthy behaviors, and
- protect against health hazards.

Metro Health Services

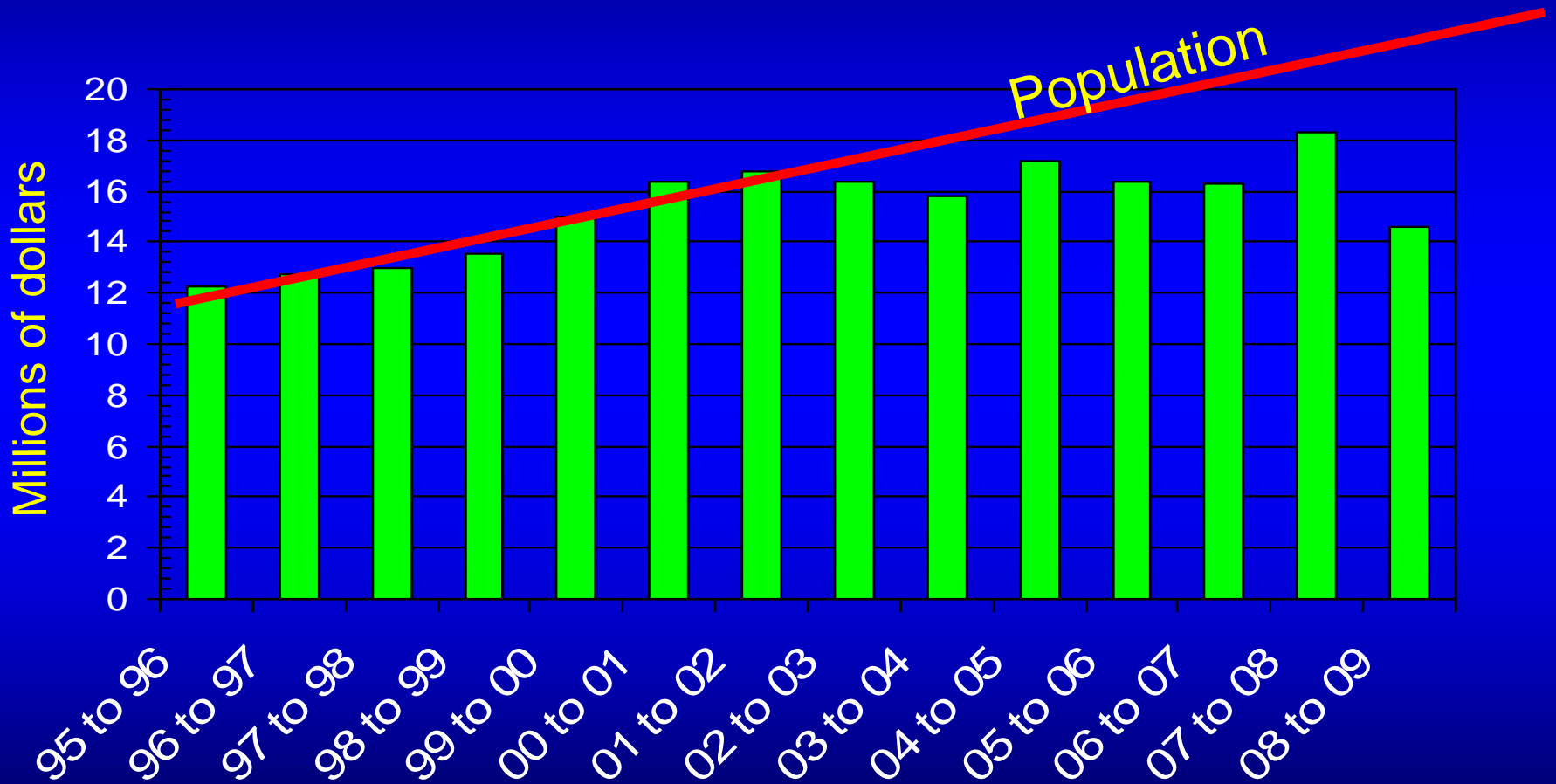
- Health Authority
- Community health assessment & surveillance
- Partnerships & Collaborations
- Food borne illness outbreaks
- Vector control
- Environmental health
- Communicable disease control programs
- Immunizations & foreign travel
- Chronic disease prevention
- Dental screening & treatment
- Public health laboratory (BSL-3)
- Public Health Emergency Preparedness
- Natural & man-made disaster response
- Vital Statistics
- WIC and family-based services

San Antonio Metropolitan Health District Source of Funds, 2008-2009



Federal	\$	14,686,114
City	\$	14,578,344
State	\$	2,650,867
Other	\$	873,518
Total	\$	32,788,843

Metro Health General Funding



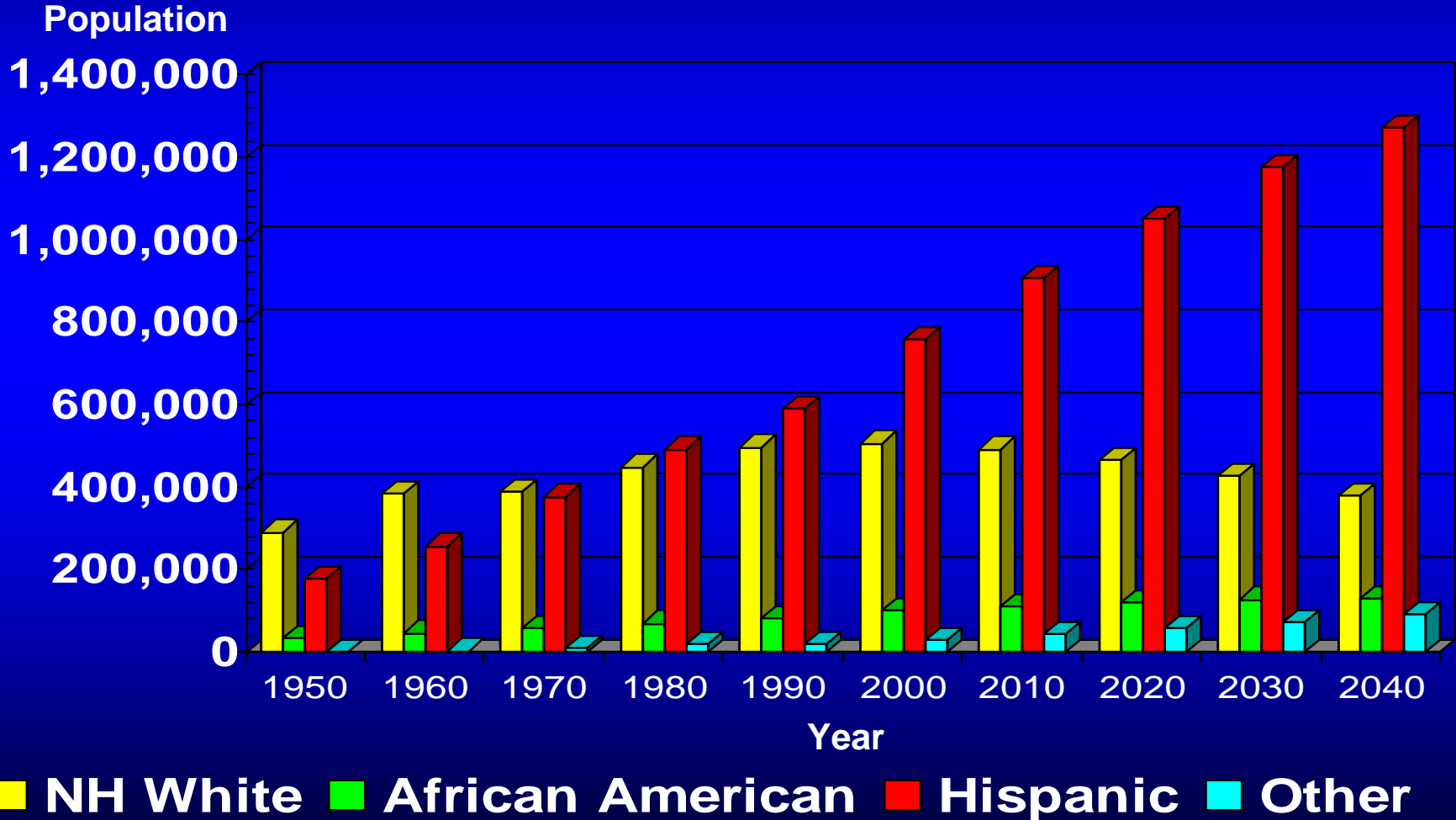
Bexar County population in 1995 ~1.29 million

Bexar County population in 2008 ~1.6 million

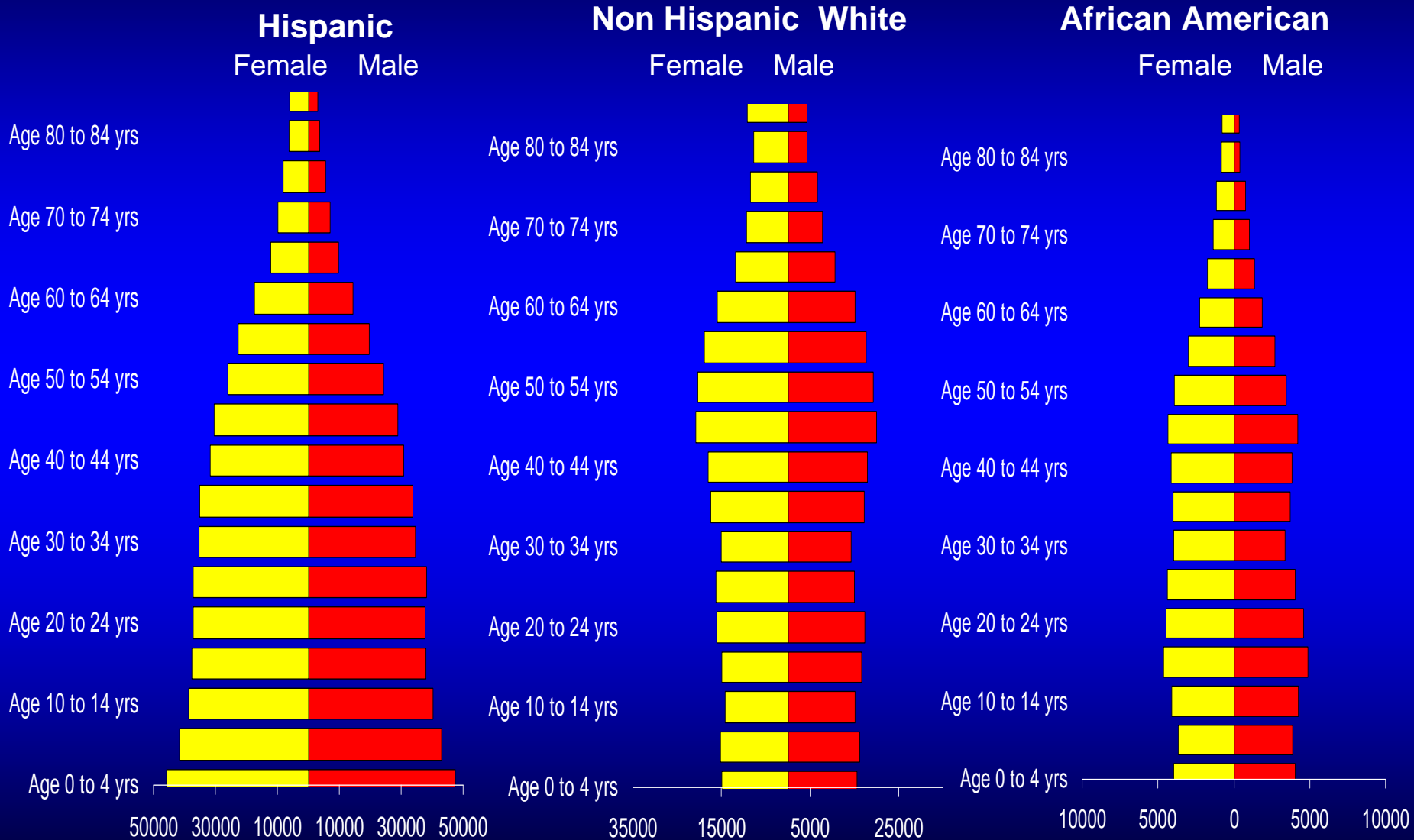
Increase of 310,000 or 24% in population

Key Health Issues for San Antonio and Bexar County

Projected Population of Bexar County by Race and Ethnicity, 1950-2040

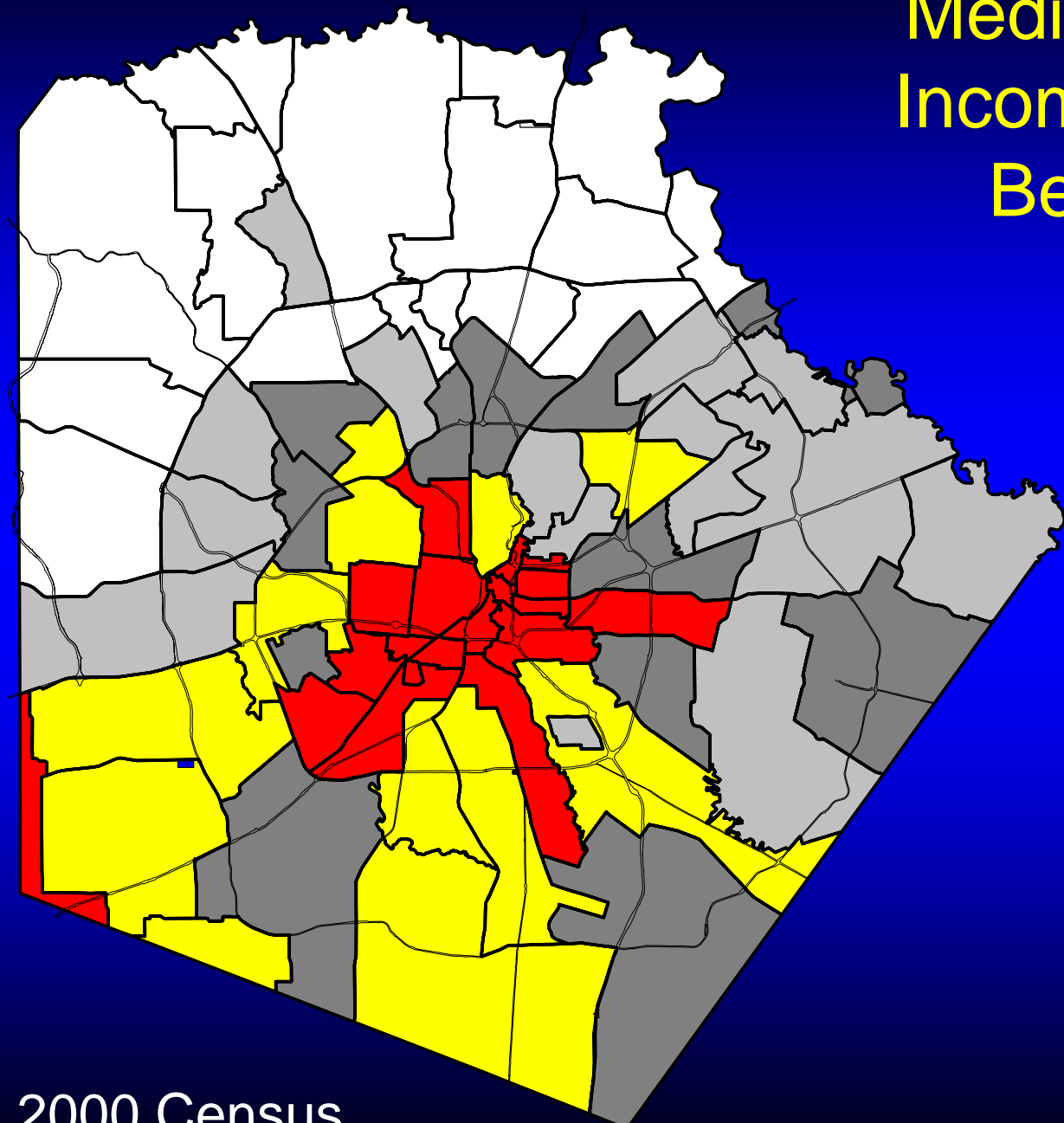


Age Distribution Bexar County








Source: U.S. Census Bureau, 2008

Median Household Income by zip code Bexar County



Scorecard – Maternal Health Bexar County

Maternal Indicators	YR 2008		HP	Status
			2010	
Total Births	26,940			
Mother's Age <18	1,453	5.4%	5%	
Low Birth Weight <2500g	2,482	9.2%	< 5%	
Late Prenatal Care > 1st Trimester	7,049	26.2%	<10%	
Births to Single Mothers	12,523	43.5%		
Premature <37 Weeks	3,316	12.3%	7.6%	
Medicaid Births	13,642	50.6%		
Births to mothers BMI 30 & above before pregnancy	7,187	26.7%		
Births occurring < 24 mos previous birth	4,463	16.6%	6%	
Births to mothers with < high school / GED education	7,491	27.8%		

Preliminary data subject to change, Births as of 3/13/2009
 Medicaid does not include Emergency Medicaid

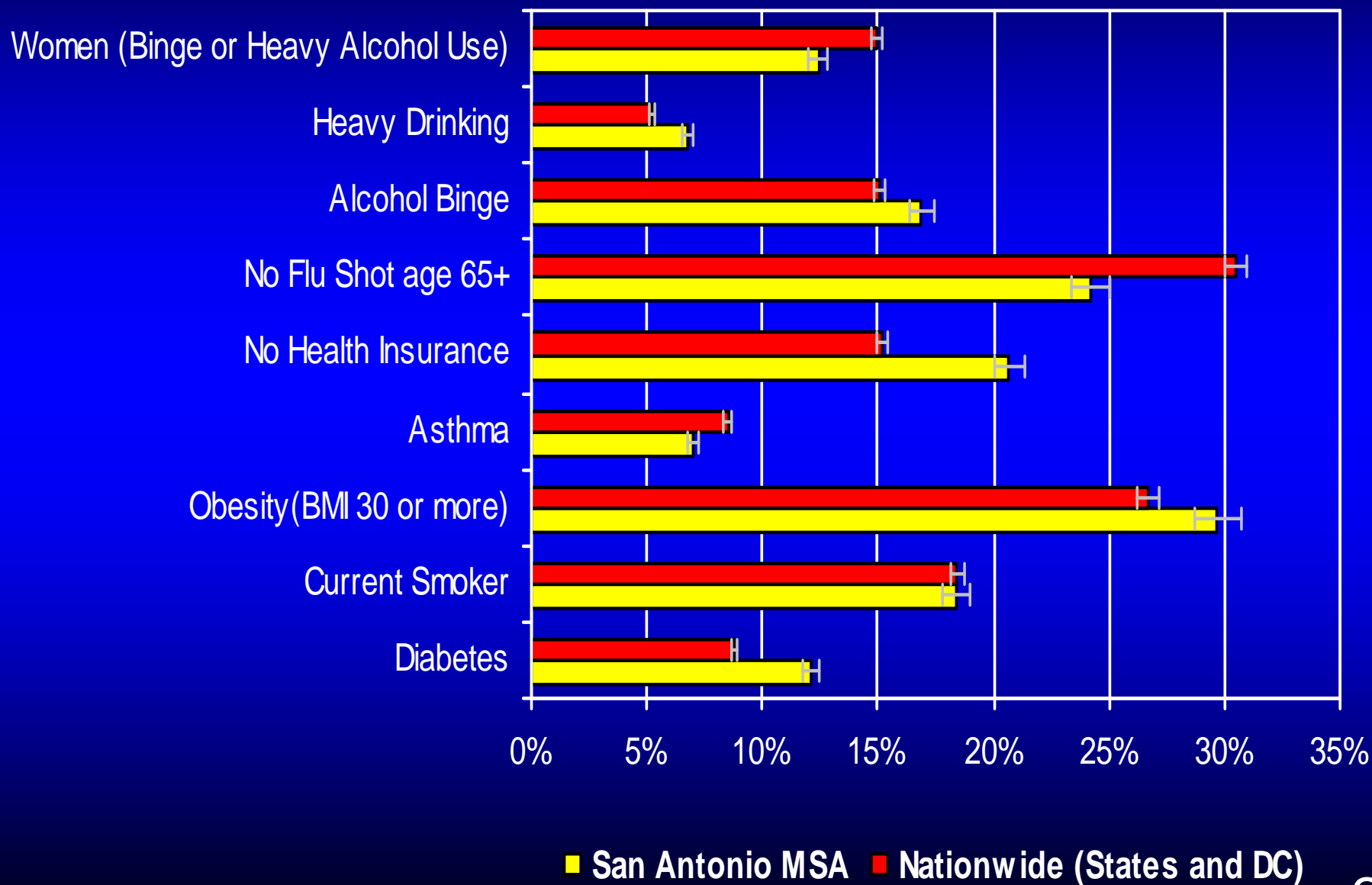
2008 Births to Mothers <22 Yrs. by Birth Order and Age, Bexar County

Birth Order	1	2	3	4	5	6	*not given	Total
Age of Mother								
12	3							3
13	10	1						11
14	61							61
15	177	7						184
16	367	46	4					417
17	650	110	17					777
18	790	243	39	4	1			1,077
19	840	333	84	21				1,278
20	859	463	165	40	10	1	1	1,539
21	715	483	214	68	14	4		1,498
Total	4,472	1,686	523	133	25	5	1	6,845

* Birth order of infant not given in birth record

2008 Behavioral Risk Factor Survey San Antonio MSA

Note: All respondents are ages 18 years and over.




2006 Bexar County Leading Hispanic Deaths by Cause Age Specific Rate 45-64 per 100k

Cause of Death	Hispanic Rate	NH-White Rate
Diabetes mellitus	60 35.6	27 19.4
Cerebrovascular diseases	56 33.3	27 19.4
chronic ischemic heart disease	48 28.5	41 29.4
Acute myocardial infarction	47 27.9	44 31.6
Alcoholic liver disease	45 26.7	12 8.6
Other chronic liver disease and cirrhosis	45 26.7	13 9.3
Malignant neoplasms of liver	43 25.5	13 9.3
All other forms of heart disease	41 24.3	45 32.3
Malignant neoplasms of trachea, lung	40 23.8	68 48.8
Atherosclerotic cardiovascular disease,	36 21.4	45 32.3
All other and unspecified malignant neoplasms	32 19.0	28 20.1
Malignant neoplasm of breast	31 18.4	28 20.1

Bexar County 2006 Diabetes Mortality Rates by Zip Code

age adjusted death rates



Zip codes with <20 deaths
were not included



Deaths in which **Diabetes** listed as primary or contributing cause of death
2006 Texas Department of State Health Services death certificates
Age Adjusted Death Rate calculations use 2000 standard

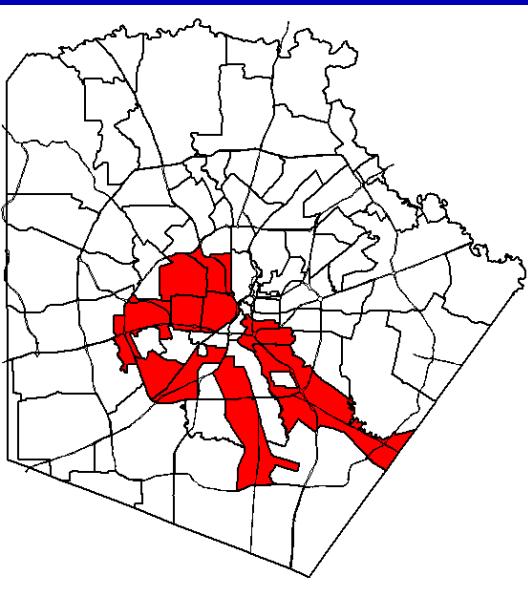
Reportable Communicable Diseases - Confirmed Cases

Vaccine Preventable Diseases	Bexar Co. 2006		Bexar Co. 2007		Bexar Co. 2008	
	Cases	Rate	Cases	Rate	Cases	Rate
Chicken Pox*	861	55.3	675	42.3	457	28.2
Pertussis	73	4.7	52	3.3	55	3.4
Sexually Transmitted Diseases	Bexar Co. 2006		Bexar Co. 2007		Bexar Co. 2008	
	Cases	Rate	Cases	Rate	Cases	Rate
Chlamydia	7,594	488.2	8,054	505.1	8,849	545.3
Gonorrhea	2,562	164.7	2,465	154.6	2,898	178.6
Syphilis	438	28.2	384	24.1	550	33.9
HIV*	208	13.4	223	14.0	205	12.6
AIDS	207	13.3	207	13.0	198	12.2
Other Notifiable Diseases	Bexar Co. 2006		Bexar Co. 2007		Bexar Co. 2008	
	Cases	Rate	Cases	Rate	Cases	Rate
Shigellosis	138	8.9	65	4.1	314	19.3
Salmonellosis	179	11.5	174	10.9	267	16.5
Campylobacter	96	6.2	159	10.0	129	7.9
Hepatitis B	145	9.3	106	6.6	101	6.2
Tuberculosis	91	5.8	72	4.5	81	5.0
Meningitis (Viral)	79	5.1		0.0	65	4.0
Hepatitis A	21	1.3	12	0.8	24	1.5
Strep (Grp A) Invasive	24	1.5	73	4.6	18	1.1
Legionellosis	25	1.6	35	2.2	16	1.0
Invasive Meningococcal disease	3	0.2	4	0.3	10	0.6
Population	1,555,592		1,594,493		1,622,899	

*Figures may not reflect actual cases, Rate per 100k

Ten Zip Codes 2008

10 Zip Codes of 72 (area in Red), account for 30% of population, % of Bexar County Totals



Total Births	8,265	30.7%
Births to mothers with less than a high school / GED education	3,731	49.8%
Births To Mothers Age <18	683	47.0%
Confirmed Victims of Child Abuse/Neglect	2,460	43.8%
Medicaid Births	5,684	41.7%
Single Mother Births	5,154	41.2%
Family Violence	4,322	41.0%
Juvenile Probation	4,038	39.2%
Births To Mothers BMI 30 and Above Before Pregnancy	2,700	38.3%
Birth within 24 Months of Previous Birth	1,694	38.0%
Late Prenatal Care Births	2,627	36.6%
Premature Births <37 Weeks	843	34.0%
Low Birth Weight Births	1,122	33.8%

*2000 Census 82% Hispanic, 3% African American Median Household Income \$26,824

Key Public Health Issues Facing San Antonio

Key Public Health Issues

- Preparing plans and maintaining infrastructure to respond to:
 - Pandemic Influenza
 - Hurricane evacuees
 - Other potential natural or man-made threats
- Addressing growing rates of obesity contributing to chronic disease
 - Estimates show 38.3% of Bexar County residents are overweight and an additional 29.7% are obese*
 - 15.6% of Bexar County residents are diabetic – this is nearly double the national average**

•2008 Behavioral Risk Factor Survey San Antonio MSA

•** 2007 SAISD BRFSS

Key Public Health Issues

- Assuring food safety for residents and visitors
 - Inspecting major events such as Fiesta
 - Responding to recent large scale food-borne illness outbreaks (Serrano peppers, peanut butter, etc.)
- Women's Health
 - Unplanned child birth (4th or 5th birth before age 25), teen pregnancy, births to single moms, premature births, domestic violence, substance abuse, lack of education and job security,
 - Although the San Antonio teen birth rate has fallen since it's peak in 1994, the rate of 39 per 1,000 births is still 82% higher than the national average*
- Social Justice
 - From 2002 to 2007, San Antonio saw a 91% increase in newborns to substance abusing mothers**.
 - In 2009 San Antonio Homeless population was about 3,300, about 58% were families, women and children.**

•*2005 Teen Pregnancy Report, Bexar County

•**Texas Hospital Inpatient Discharge Public Use Data File

•***Point in time count-South Alamo Regional Alliance for the Homeless

Key Public Health Issues

- Advancing innovative programs to enhance public health services
 - Successful authorization for Diabetes and MRSA registry programs during 81st Legislative session
 - Participating in translational health research with academic partners
 - Fostering new collaborations with non-traditional health partners such as Goodwill Industries and local business organizations
 - Supporting service – learning partnership such as the residents of Aerospace Medicine (RAM) program with the U.S. Air Force

Key Public Health Issues

- Assuring the quality and accessibility of health services
 - Informing national health reform discussions
 - Working with partners to address the high rate of uninsured – nearly 25% of Bexar County residents are uninsured*
- Expanding access to immunizations
 - Back to School Immunization campaign including new requirements
 - Immunization program national award for greatest improvement in coverage levels
 - ARRA funds awarded to enhance the immunization registry and expand program services (\$1.1M)

Key Public Health Issues

- Preparing for Public Health Accreditation
 - The implementation of a national accreditation system for public health will begin in 2011
 - Accreditation will raise the bar for services nationally but will require additional planning, coordination, and documentation for local departments
- Controlling the use of Tobacco
 - Local smoking ordinance in place but could be strengthened
 - Tobacco control program supports education and community outreach

Questions

The first challenge of Public Health is to do no harm... I submit more harm is done by errors of omission. The vaccines not given. The helmets not worn. The interventions not made for abused children. Science not used.

William H Foege, M.D. , MPH 2003



www.sanantonio.gov/health